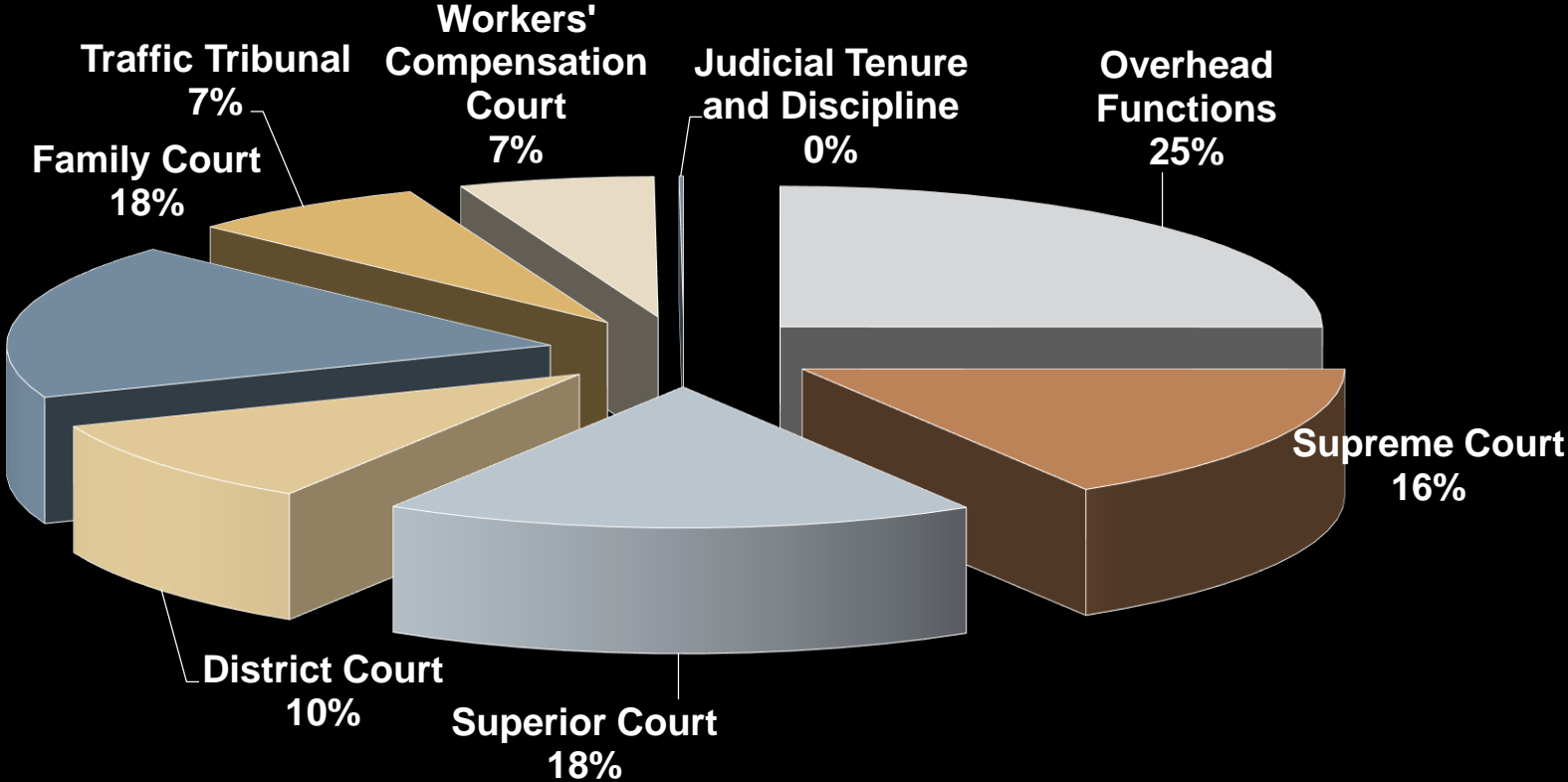


Rhode Island Judiciary

FY 2018 Revised and FY 2019, and Capital
Recommendations
House Finance Committee
March 29, 2018

FY 2019 Governor Recommended



Centralized Services

- 2017 Assembly authorized establishment of internal service funds for centralized services
 - Information technology, capital asset management & maintenance, & HR
- Costs previously budgeted in DOA
 - Methodology on distribution needs review
 - Long term impacts and transparency concerns

Centralized Services

- Governor's budget allocates costs to user agencies

General Revenues	FY 2018	FY 2019
Information Technology	\$97,894	\$98,649
Total	\$97,894	\$98,649

Staffing

Full-Time Equivalent Positions

Full-Time Positions	FTEs	Chg. To Enacted
Enacted Authorized	723.3	-
FY 2018 Gov. Rev.	723.3	-
FY 2019 Request	723.3	-
FY 2019 Governor	723.3*	0.2
FY 2019 Funded FTE	684.4	(38.9)
Filled as of March 17	665.7	(57.6)
FY 2017 Average Filled	673.6	(49.7)

* - Gov.'s amendment clarifies FY 2019 recommendation is for 723.3 FTEs

Staffing

FY 2019 Governor Recommendation		
	Judiciary	Statewide
Gross Salaries (in millions)	\$65.2	\$1,117.1
Turnover (in millions)	(3.5)	(42.9)
Turnover %	5.4%	3.8%
Turnover FTE	39.1	592.2
FY 2019 FTE recommended	723.3*	15,426.5
Funded FTE	684.4	14,834.3
Filled as of March 17	665.7	13,875.0
Funded but not filled	16.7	959.3

* - Gov.'s amendment clarifies FY 2019 recommendation is for 723.3 FTEs

Target Budget

- Budget Office provided a general revenue target of \$90.7 million
 - Current service adjustments of \$0.7 million
 - 10.0 percent target reduction of \$9.0 million
- Judiciary did not submit a constrained budget request
- Request is \$13.5 million above target
- Governor's budget is \$9.4 million above target

Summary By Fund Source

(In millions)	Enacted	FY 2018 Gov. Rev.	FY 2019 Governor
General Revenues	\$99.0	\$98.8	\$100.2
Federal Funds	3.4	3.2	2.8
Restricted Receipts	12.5	11.9	12.1
Other Funds	7.1	7.3	5.8
Total	\$122.0	\$121.2	\$120.9

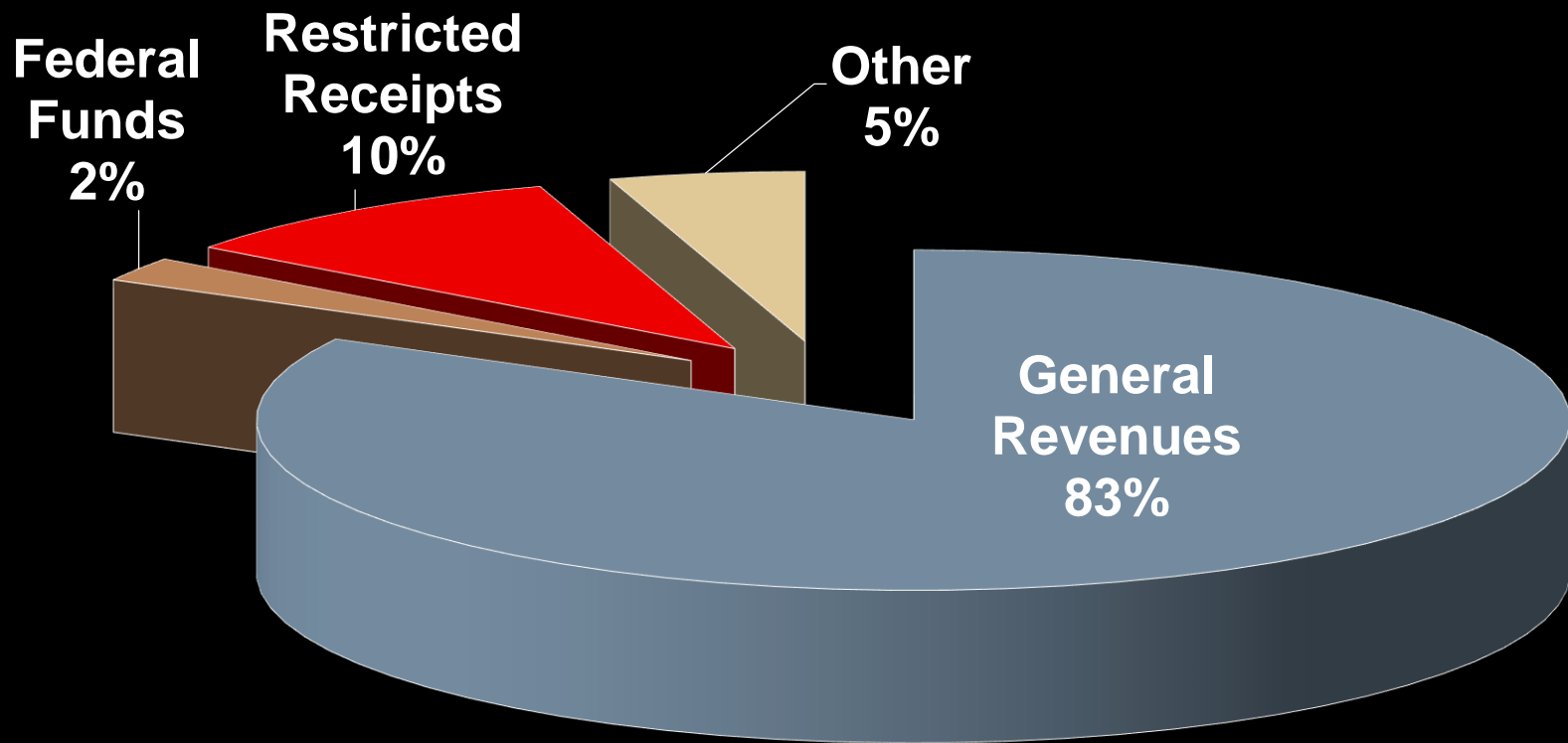
Summary By Fund Source – Excluding Centralized Services

(In millions)	Enacted	FY 2018	FY 2019
		Gov. Rev.	Governor
General Revenues	\$99.0	\$98.7	\$100.1
Federal Funds	3.4	3.2	2.8
Restricted Receipts	12.5	11.9	12.1
Other Funds	7.1	7.3	5.8
Total	\$122.0	\$121.1	\$120.8

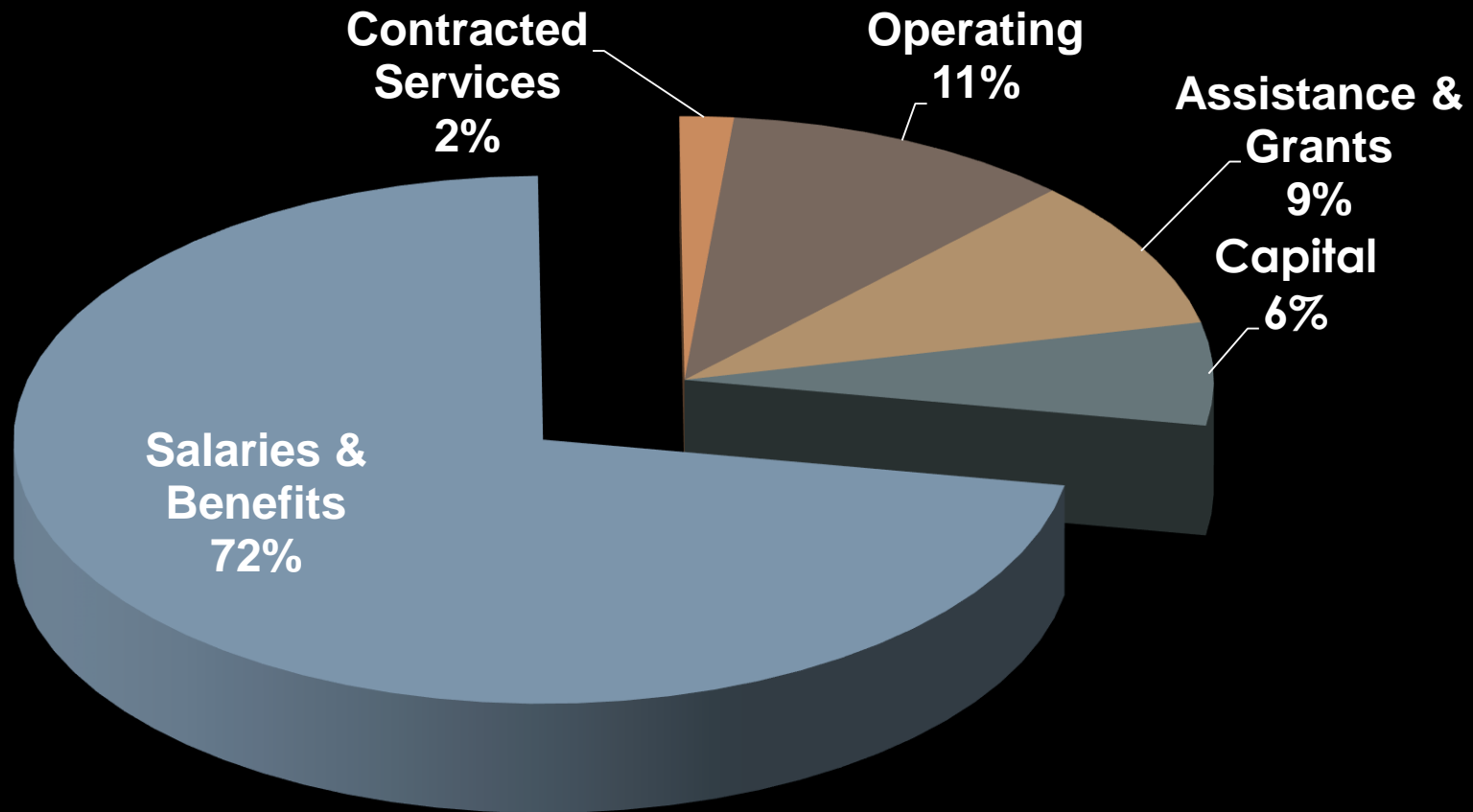
Summary By Fund Source

Change to Enacted (In millions)	FY 2018 Gov. Rev.	FY 2019 Governor
General Revenues	(\$0.2)	\$1.2
Federal Funds	(0.3)	(0.6)
Restricted Receipts	(0.6)	(0.4)
Other Funds	0.2	(1.3)
Total	\$0.8	(\$1.1)

FY 2019 Governor by Source



FY 2019 Governor by Category



Vacant Judge & Magistrate Positions By Court

<i>Court</i>	<i>Judge & Magistrate Vacancies*</i>
Supreme Court	-
Superior Court	(1.0)
District Court	(2.0)
Family Court	(2.0)
Traffic Tribunal	-
Workers' Comp. Court	(1.0)
Total	(6.0)

* - One Family Court vacancy is a magistrate; the other five vacancies are judges

FY 2018 Revised Summary: All Funds Changes to Enacted

<i>Item</i>	<i>Request</i>	<i>Gov. Rec.</i>	<i>Difference</i>
Staffing Costs	(\$1,228,259)	(\$1,496,892)	(\$268,633)
Veterans' Court	(71,069)	(71,267)	(198)
Pay-Go Judges Pensions	(223,400)	(223,400)	-
Superior Court Diversion	50,000	50,000	-
Technology Costs	647,372	647,372	-
Facilities & Operations	56,386	56,386	-
Capital Projects	847,051	158,347	(688,704)
Centralized Services	-	97,894	97,894
Other Operations	(11,086)	(11,086)	-
Total	\$16,995	(\$842,646)	(\$859,641)

FY 2018 Revised Summary: General Revenues Changes to Enacted

<i>Item</i>	<i>Request</i>	<i>Gov. Rec.</i>	<i>Difference</i>
Staffing Costs	\$144,032	(\$97,785)	(\$241,817)
Pay-Go Judges Pensions	(220,138)	(220,138)	-
Superior Court Diversion	50,000	50,000	-
Technology Costs	129,372	129,372	-
Facilities & Operations	(160,467)	(160,467)	-
Centralized Services	-	97,894	97,894
Other Operations	57,201	57,201	-
Total	\$ -	(\$143,923)	(\$143,923)

Personnel

- Governor recommends \$86.0 million for FY 2018
 - \$1.5 million less than enacted from all funds, including \$0.1 million less from general revenues
 - Mostly turnover savings
 - Judiciary requested turnover savings based on vacancies in current year
 - \$0.3 million less than requested, primarily from general revenues
 - Statewide medical benefits savings

Personnel

- Gov. Rec. is \$87.2 million for FY 2019
 - \$0.3 million less than enacted
 - \$4.3 million less than requested from general revenues
 - Judiciary noted it did not include turnover savings in its FY 2019 request
 - Governor's recommendation reflects turnover savings & statewide benefit adjustments

Judicial Appointments

- Five new judges & magistrates have been sworn in during FY 2018
- Currently five vacant judge positions & one vacant magistrate position
 - Governor's budget does not include funding for these currently vacant positions
 - Some of these vacancies have been posted
 - Judge applications to Judicial Nominating Commission
 - Magistrate applications to the Judiciary

District Court Bail Unit Staff

- 2017 Assembly added \$250,000 from gen. rev. for 3 new bail unit staff
 - To be filled from vacancies within the Judiciary's staffing authorization
- Two positions filled in 2nd quarter of FY 2018
- Judiciary notes annual cost for each positions is approx. \$100,000
- Judiciary indicates filling third position will depend on third quarter projections

Jurors' Fees

- Governor's recommendation is \$9,000 more than enacted
 - Does not assume any change to jurors' fees
- Fees last increased in 1978
- Current bills in both Chambers
 - Would increase jurors' fees from \$15/day to \$25/day in FY 2020, then \$35/day starting in FY 2021
 - Senate bill passed in March 2018

Collections

- Court ordered financial obligations
 - Owed to courts and due at time of sentencing
 - If person does not have money to pay, “ability to pay” hearing ordered and scheduled
 - Courts collect the fines and fees owed
- Currently there is no collections unit
 - Collections unit proposed last year, but not going forward
 - Judiciary cites lack of resources, concerns about turnover in its budget

Collections

- Judiciary's collections efforts
 - Ability to pay hearings
 - Payment plans
 - Tax intercept (Traffic Tribunal only)
 - License suspension (Traffic Tribunal only)
 - Bench warrants
 - Web payments

Collections

- Total Amount Owed: \$123 million
 - Court ordered financial obligations do not get written off
- Collections rate is around 76 percent
 - Courts indicate there is a substantial drop off in collections after first five years
- Judiciary collected \$26.2 million in FY 2017
 - Includes \$16.2 million for state general fund

RI Coalition Against Domestic Violence

- Governor recommends \$0.2 million from general revenues each year in FY 2018 and FY 2019
 - Funding for the Coalition to administer Domestic Abuse Court Advocacy Project
 - Project established in RIGL 12-29-7
 - Consistent with enacted budget and request

RI Legal Services

- Governor recommends \$0.1 million from general revenues each year in FY 2018 and FY 2019
 - Funding for RI Legal Services to provide housing and eviction defense to indigent individuals
 - Consistent with enacted budget and request

Superior Court Diversion Program

- Governor recommends \$50,000 from general revenues each year in FY 2018 and FY 2019
 - Additional risk assessments for defendants who score as high risk
 - New requirement from 2017 law
 - Justice Reinvestment initiative
 - No funding in enacted budget

FY 2019 Summary: By Program

<i>Change to Enacted</i>	<i>Gen. Rev.</i>	<i>All Funds</i>
Overhead	\$217,605	\$642,406
Supreme Court	193,578	(2,135,331)
Superior Court	172,387	179,332
District Court	326,610	36,856
Family Court	199,684	(120,703)
Traffic Tribunal	107,355	107,355
Workers' Comp. Court	-	178,223
Judicial Tenure & Disc.	1,378	1,378
Total	\$1,218,597	(\$1,110,484)

Overhead Functions

Overhead Functions

- \$30.3 million all funds
 - \$26.8 million general revenues, \$39,487 fed. funds, \$2.1 million restricted receipts
 - Excludes the centralized services & capital projects
- Almost three-quarters of the total overhead budgeted in Supreme Court

Overhead Functions FY 2019

Recommended Funding

Overhead Function	Gen. Rev.	All Funds
Pay-Go Judges Pensions	\$5,171,304	\$5,844,129
Case Mgmt. System	-	439,487
Other Court Technology	2,645,795	3,065,503
Facilities & Operations	5,422,462	6,182,872
Indigent Defense	3,960,979	3,960,979
Interpreters & Translators	305,000	329,000
Overhead Functions - Legal	2,567,168	3,718,728
Other Overhead Functions	6,710,267	6,710,267
Total	\$26,782,975	\$30,250,965

Overhead Functions FY 2019 Changes to Enacted

Change to Enacted (in millions)	Gen. Rev.	All Funds
Pay-Go Judges Pensions	(\$0.1)	(\$0.1)
Case Mgmt. System	-	0.4
Other Court Technology	0.1	0.3
Facilities & Operations	(0.1)	-
Indigent Defense	0.2	0.2
Interpreters & Translators	-	-
Overhead Functions - Legal	-	(0.2)
Other Overhead Functions	0.1	0.1
Total	\$0.2	\$0.6

Pay-Go Pensions

- FY 2019 total funding - \$5.7 million
 - \$0.1 million less than enacted, \$0.2 million more than requested
 - Passages, estimates for newly retired judges
 - Appears intention was for Gov. Rec. to be consistent with request
- 6 judges still working that are not part of the pension system
 - All are eligible to retire

Case Management System

- Electronic filing for all courts
 - Computers, servers, software
 - Increased efficiency for data management
- Governor includes total of \$0.4 million, mostly from restricted receipts
 - Judiciary proposal to develop online payment plan portal

Court Technology

- Unrelated to case management system
 - \$3.1 million in FY 2019
 - Software maintenance agreements
 - Contract work for report writing, network support, and applications support
 - Centralized IT services

Facilities and Operations

- FY 2019 total funding - \$6.2 million
 - Custodial and maintenance
 - Security services
 - Minor renovations and repairs

Indigent Defense

- \$4.0 million from general revenues
 - \$0.2 million more than enacted
 - Court appoints legal representation when Public Defender has a conflict of interest
- Actual expenditures
 - FY 2015 - \$3.9 million
 - FY 2016 - \$3.9 million
 - FY 2017 - \$4.0 million

Interpreters & Translators

- Federal requirements for language access
 - Unfunded mandate
- \$329,000 in FY 2019
 - \$3,000 less than enacted
 - \$6,000 less than requested
 - Mostly from general revenues
- Services provided in 32 languages according to a recent annual report

Overhead Functions - Legal

- Overhead Functions Legal - \$3.7 million
 - Law Library
 - Board of Bar Examiners
 - Mandatory Continuing Legal Education
 - Appellate Screening Unit
 - Disciplinary Board/Counsel
- \$0.2 million less than enacted, \$10,239 more than requested
 - Anticipated staffing costs
 - Statewide benefit adjustments

Other Overhead Functions

- Other Overhead Functions \$6.7 million
 - Finance, Budget, & Employee Relations
 - Planning
 - Judicial Records Center
- \$0.1 million more than enacted,
\$20,644 more than requested
 - Anticipated staffing costs
 - Statewide benefit adjustments

**Individual Courts
FY 2019
Recommendation**

Supreme Court

- Final court of review
- Only constitutionally established court
- \$41.9 million for program
- 5 Judges, 166.2 total positions
 - 142.7 associated with some degree of overhead
 - 23.5 strictly for Supreme Court operations

Supreme Court

- \$19.7 million excluding overhead previously noted
 - \$1.4 million less than requested from general revenues
 - Restricted receipts for personnel – consistent with enacted
 - Turnover savings
 - Statewide benefit adjustments

Superior Court

- Jurisdiction over all felony and misdemeanor cases appealed or waived from District Court
- 25 Judges/Magistrates, 164.0 total positions
 - Small claims
 - Violations of municipal ordinances & regs.
 - Misdemeanors when right to jury trial waived
- \$24.0 million for operations
- \$0.9 million less than requested
 - Turnover savings
 - Statewide benefit adjustments

District Court

- 16 Judges/Magistrates, 94.3 total positions
- \$13.5 million for operations
 - Small claims
 - Violations of municipal ordinances & regs.
 - Misdemeanors when right to jury trial waived
- \$0.2 million less than requested
 - Turnover savings
 - Increases for Veterans' Court and Drug Court activities

District Court

- Veterans' Court
 - April of 2011
 - “Successfully rehabilitate participants, on a case-by-case basis, by providing the tools and skills necessary to address veterans’ unique challenges to reintegrate successfully into society and to maintain a productive and law abiding lifestyle within the community”

District Court

- Veterans' Court
 - 4.0 FTEs
 - 2015 Assembly added new District Court Judge – Veterans' Treatment Calendar
 - Judge position filled in July 2016
 - Governor's rec. includes additional \$144,390 from general revenues to support court operations in FY 2019
 - Three-year federal grant is expiring in FY 2018

Family Court

- Cases involving:
 - Juveniles
 - Parental neglect, Paternity issues & Divorces
- 21 Judges/Magistrates, 169.9 total positions
- \$23.5 million for operations
 - \$0.1 million less than enacted, \$1.6 million less than requested
 - Turnover savings
 - Statewide benefit adjustments

Traffic Tribunal

- Civil traffic violations
 - License suspensions
 - DOT and DEM violations
- 8 Judges/Magistrates, 78.0 total positions
- \$9.6 million from gen. rev. for operations
 - \$0.1 million more than enacted, \$0.3 million less than requested
 - Statewide benefit adjustments
 - Turnover savings

Workers' Compensation Court

- Adjudicates all workers' compensation cases
 - Including rehabilitation of injured employees
- 10 Judges, 50.0 total positions
- \$8.3 million from restricted receipts for operations - \$0.2 million more than enacted, \$20,521 more than request
 - Reflects staffing needs
 - Statewide benefit adjustments

Judicial Tenure and Discipline

- Judicial Tenure and Discipline Commission
 - Conducts investigations of judges suspected or charged with misconduct
- 14 member commission serves without compensation
- \$0.1 million – funding for 1.0 position and operations

FY 2019 – 2023 Capital Plan

<i>Project</i>	<i>Status</i>	<i>Cost</i>	<i>Financing</i>	<i>End Date</i>
Asset Protection	Revised	\$13.7 M	RICAP	Perpetual
System-wide HVAC	Revised	\$12.3 M	RICAP	FY 2023
Licht Complex Restoration	Revised	\$6.5 M	RICAP	FY 2023
Garrahy Restoration	Revised	\$1.0 M	RICAP	FY 2023

FY 2019 – 2023 Capital Plan

<i>Project</i>	<i>Status</i>	<i>Cost</i>	<i>Financing</i>	<i>End Date</i>
Murray Restoration	Revised	\$0.7 M	RICAP	FY 2022
Licht Chillers Replacement	Ongoing	\$1.2 M	RICAP	FY 2021
Noel Shelled Courtroom	Ongoing	\$10.0 M	RICAP	FY 2019
Licht Window/ Exterior Rest.	Ongoing	\$1.3 M	RICAP	FY 2019

FY 2019 – 2023 Capital Plan

- Eight projects funded from Rhode Island Capital Plan funds
 - Courtroom restoration projections for Garrahy, Licht, and Murray
 - Build out Noel shelled courtrooms and administrative space
 - Asset protection and HVAC projects

Reporting Requirements

- 2013 Assembly enacted legislation requiring OMB to prepare, review and inventory all reports filed with Assembly
 - Report presented to Assembly as part of budget submission annually
- Required to submit 1 report - timely
 - Technology Surcharge (annual)

Rhode Island Judiciary

FY 2018 Revised and FY 2019, and Capital
Recommendations
House Finance Committee
March 29, 2018
